

Eaton® Synflex® Thermoplastic Hose



A Complete
Hose Assembly
System

EATON

Powering Business Worldwide

Table of Contents

General Information	
Important Safety Information	3
Thermoplastic Hose Selection	
Application	4-5
Pressure	6
Construction and Specifications	7
Hydraulic Hose Selection	
Operating Ranges	8
Features and Fittings	9
Hydraulic Hose	
Section A	
Synflex Hose Part Number Information	A2-3
Low Pressure Hose	A4
Medium Pressure Hose (Conductive & Non-Conductive)	A5-8
Constant Pressure Hose	A9-10
High Pressure Hose (Conductive & Non-Conductive)	A11-13
Very High Pressure Hose (Conductive & Non-Conductive)	A14-15
Twin Line, Tri-Line and Multi-Line	A16
Air, Water and Tubing	
Section B	
General Purpose	B2
Water Hose	B3-4
Breathing Hose	B5
Natural Gas Hose	B6
Nylon Tubing	B7
Sewer Hose	B8-9

For decades, Synflex® thermoplastic hose and tubing has been replacing rubber hose or metal tubing designs. Synflex hose and tubing offers customers a number of benefits, including flexibility, durability, abrasion resistance, lighter weight materials, superior chemical resistance, variety of colors, high pressure capability and extended product performance.

Important Safety Information

WARNING

Flexible hose lines offer many advantages over rigid tubing including routing ease, vibration absorption, sound deadening and the ability to accommodate movement of connected components. However, hose lines require caution in use not only to provide long service, but also to guard against potentially dangerous failure.

Important

The user should carefully observe the precautions listed in this catalog or brochure, including the recommendations on the selection of hose and fittings, and on fluid compatibility. In addition, care should be taken not to exceed the minimum bend radius listed for each hose size and type in the hose section. Maximum operating pressure should not exceed pressures listed in the hose data. Instructions for assembling fittings to different hose should be followed carefully to ensure the performance of the completed assembly.

WARNING

Eaton fitting tolerances are engineered to match approved Eaton Synflex hose tolerances. The use of Eaton fittings on hose supplied by other manufacturers and/or the use of Eaton hoses with fittings supplied by other manufactures may result in the production of unreliable and unsafe hose assemblies and is neither recommended nor authorized by Eaton or any of its affiliates or subsidiaries.

WARNING

Application considerations must be observed in selecting appropriate components for the application of these products contained herein. The failure to follow the recommendations set forth in this catalog may result in an unstable application which may result in serious personal injury or property damage.

EATON OR ANY OF ITS AFFILIATES OR SUBSIDIARIES SHALL NOT BE SUBJECT TO AND DISCLAIMS ANY OBLIGATIONS OR LIABILITIES (INCLUDING BUT NOT LIMITED TO ALL CONSEQUENTIAL, INCIDENTAL AND CONTINGENT DAMAGES) ARISING FROM TORT CLAIMS (INCLUDING WITHOUT LIMITATION NEGLIGENCE AND STRICT LIABILITY) OR OTHER THEORIES OF LAW WITH RESPECT TO ANY HOSE ASSEMBLIES NOT PRODUCED FROM GENUINE SYNPLEX HOSE FITTINGS, HOSE AND SYNPLEX APPROVED EQUIPMENT, AND IN CONFORMANCE WITH EATON'S SYNPLEX PROCESS AND PRODUCT INSTRUCTIONS FOR EACH SPECIFIC HOSE ASSEMBLY.

FAILURE TO FOLLOW THESE PROCESSES, PRODUCT INSTRUCTIONS, AND LIMITATIONS COULD LEAD TO PREMATURE HOSE ASSEMBLY FAILURES RESULTING IN PROPERTY DAMAGE, SERIOUS INJURY, OR DEATH.

Routing

If the user follows the recommendations on hose line routing and installation as provided for herein, improved safety and longer service life of any hose installation will result.

Hose Installation

Proper installation of the hose is essential to the proper operation and safe use of the hose and related equipment. Improper installation of the hose can result in serious injury or property damage caused by spraying fluids or flying projectiles. In order to avoid serious bodily injury or property damage resulting from improper installation of the hose, you should carefully review the information in this catalog regarding hose installation.

Some of the factors you must consider in installing the hose properly are:

- Changes in length
- Proper bend radius
- Protection from high temperature sources
- Elbows and adapters to relieve strain
- Rubbing or abrasion
- Twisting
- Improper hose movement

These factors and the other information in this catalog regarding hose installation should be considered by you before installing the hose. If you have any questions regarding proper hose installation, please contact Eaton Technical Support at 1-888-258-0222.

Hose Maintenance

Proper maintenance of the hose is essential to the safe use of the hose and related equipment. Hose should be stored in a dry place. Hose should also be visually inspected. Any hose that has a cut or gouge in the cover that exposes the reinforcement should be retired from service. Hoses should also be inspected for kinking or broken reinforcement. If the outside diameter of the hose is reduced by 20% at the spot where it is bent then the hose should be retired from service. Inadequate attention to maintenance of the hose can result in hose leakage, bursting, or other failure which can cause serious bodily injury or property damage from spraying fluids, flying projectiles, or other substances.

Synflex Hose, Hose Fittings and Assembly Equipment Compatibility

Eaton equipment, Eaton hose fittings, and Eaton hose have been engineered and designed as a complete hose assembly system. Each component of the Synflex hose assembly system is compatible with other approved Eaton components to which it relates. Component compatibility, along with the use

of quality components, insures the production of reliable hose assemblies when properly assembled. Intermixing of fittings and hose not specifically engineered and designed for use with each other and Eaton equipment is not recommended and may result in the production of unsafe or unreliable hose assemblies. This can result in hose assembly leakage, hose separation or other failures which can cause serious bodily injury or property damage from spraying fluids, flying projectiles, or other substances. The Eaton warranty is limited to apply only when approved Eaton hose fittings and compatible Eaton Synflex hose are used with Eaton assembly equipment.

Hose and Field Attachable Hose Fittings

Synflex hose and Eaton's field attachable hose fittings have been engineered and designed as a complete system. Component compatibility along with the use of quality components insures the production of reliable hose assemblies when properly assembled. Intermixing fittings and hose not specifically engineered and designed for use with each other may result in the production of unsafe or unreliable hose assemblies. This can result in hose assembly leakage, hose separation, or other failures which can cause serious bodily injury or property damage from spraying fluids, flying projectiles, or other substances. The Eaton warranty is limited and applies only when Eaton's field attachable hose fittings are used on compatible Eaton hoses. See www.eaton.com/hydraulics/warranty for warranty information.

Thermoplastic Hose Selection

Construction and Specifications

	Hose Series	Tube	Reinforcement	Cover	SAE Specification	Additional Specifications	Description	Page #
Hydraulic Hose	3R30	Nylon	Braided Fiber	Polyurethane	100R3	--	Low pressure hydraulic hose	A4
	3130	Nylon	Braided or Spiral Fiber	Polyurethane	100R7	--	Medium pressure hydraulic hose	A5
	3740	Nylon	Braided Fiber	Polyurethane	100R7	--	Medium pressure, non-conductive hydraulic hose	A6
	37AL	Polyester	Braided Fiber	Polyurethane	100R7	ANSI 92.2	Medium pressure, non-conductive hydraulic hose	A7
	3580	Polyester	Braided Wire	Polyurethane	100R7	--	Medium pressure hydraulic hose	A8
	25CT	Polymeric	Braided Fiber	Polymeric	100R7	--	Medium pressure sewer hose	A9
	30CT	Polymeric	Braided Fiber	Polymeric	100R18	--	Constant pressure hydraulic hose	A10
	3R80	Nylon	Braided Fiber	Polyurethane	100R8	--	High pressure hydraulic hose	A11
	3E80	Nylon	Braided Fiber	Polyurethane	100R8	--	High pressure, non-conductive hydraulic hose	A12
	3800	Nylon	Braided Fiber	Polyurethane	100R8	--	High pressure hydraulic hose	A13
	3V10	Nylon	Spiral Fiber	Polyurethane	--	--	Very high pressure hydraulic hose	A14
	3VE0	Nylon	Spiral Fiber	Polyurethane	--	--	Very high pressure, non-conductive hydraulic hose	A15
Air & Water Hose	3630	PVC	Spiral Fiber	PVC	--	--	General purpose air and water hose	B2
	34PW	Polyolefin	Braided Fiber	Polyurethane	--	--	Pure water hose	B3
	3440	Polyolefin	Braided Fiber	Polyurethane	--	--	High moisture barrier water hose	B4
	34BA	Polyester	Braided Fiber	PVC	--	--	Breathing air hose	B5
	35NG	Nylon	Braided Fiber	Polyurethane	--	--	Compressed natural gas hose	B6
	FC701	Elastomer	Braided Fiber and Wire	Polyurethane	--	WEMI	Medium pressure sewer hose	B8
	FC702	Elastomer	Braided Fiber and Wire	Polyurethane	--	WEMI	Medium pressure sewer hose	B9
Tubing	4212	Nylon	--	--	--	--	Nylon tubing	B7
	4225	Nylon	--	--	--	--	Nylon tubing	B7

PVC = Polyvinylchloride

Hydraulic Hose Selection

Operating Ranges

	Hose Series	Dash Size Range	Recommended Pressure Range @ Safety Factor		Temperature Range		Key Features and Applications	
			3:1	4:1	C°	F°		
			bar	psi				
<div style="writing-mode: vertical-rl; transform: rotate(180deg);"> LP MP CP HP VHP </div>	3R30	-03 to -08	70 to 120	1,000 - 1,750	-40° to 100°	-40° to 212°	Low pressure hydraulic equipment	
	MP	3130	-02 to -16	69 to 172	1,000 to 3,000	-40° to 100°	-40° to 212°	General hydraulics/pneumatics, best value 100R7 hose
		3740	-12 to -16	69 to 207	1,000 to 3,000	-40° to 100°	-40° to 212°	General hydraulic systems that may contact high voltage sources
		37AL	-03 to -08	207	3,000	-54° to 100°	-65° to 212°	General hydraulics, aerial lift (AL) equipment
		3580	-04 to -12	155 to 240	2,250 to 3,500	-40° to 107°	-40° to 225°	Wire reinforced, cut resistant, rugged, heavy design
	CP	25CT	-08	172	2,500	-54° to 94°	-65° to 200°	General hydraulics, constant pressure, material handling, freezer applications
		30CT	-04 to -08	276	3,000	-54° to 94°	-65° to 200°	General hydraulics, material handling, freezer applications
	HP	3R80	-03 to -16	184 to 460	2,000 to 5,000	-40° to 100°	-40° to 212°	Long life impulse cycling and flexing, reusable fittings
		3E80	-03 to -16	184 to 460	2,000 to 5,000	-40° to 100°	-40° to 212°	Non-conductive, aerial equipment
		3800	-02 to -08	322 to 552	3,500 to 6,000	-40° to 100°	-40° to 212°	100R8 performance with 100R7 dimensions, fitting versatility
	VHP	3V10	-03 to -06	735 to 919	8,000 to 10,000	-40° to 66°	-40° to 150°	High-pressure performance, hydraulic jacks
		3VE0	-03 to -06	735 to 919	8,000 to 10,000	-40° to 66°	-40° to 150°	Non-conductive, high-pressure performance, safety near high-voltage sources

LP = Low pressure
 MP = Medium pressure
 CT = Constant pressure
 HP = High pressure
 VHP = Very high pressure

Hydraulic Hose Selection

Features and Fittings

	Hose Series	Bonded Layers	Twin or Multi-Line	Fitting Series					
						Synflex			
<div style="display: flex; flex-direction: column; align-items: center; justify-content: center;"> <div style="margin-bottom: 10px;">LP</div> <div style="margin-bottom: 10px;">MP</div> <div style="margin-bottom: 10px;">CP</div> <div style="margin-bottom: 10px;">HP</div> <div>VHP</div> </div>	3R30	•	•			903, 90A			
	3130	•	•			903, 90A, 9C6			
	3740		•			903, 90A, 9C6			
	37AL	•	•			903, 90A, 902, 908			
	3580	•	•			903, 90A			
	25CT		•			903, 90A			
	30CT	•	•			903, 90A, 90N			
	3R80*	•	•			90H, 90L			
	3E80*	•	•			90H			
	3800	•	•			903			
	3V10	•	•			90H, 90V, 9CV			
	3VE0	•	•			90H, 90V, 9CV			

*Not all sizes are bonded.

Hydraulic Hose

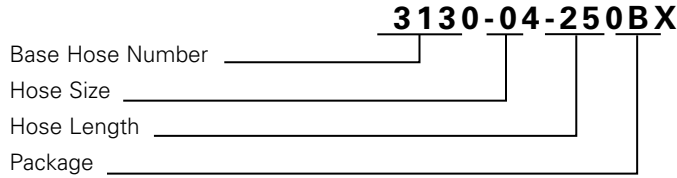
Synflex Hose Part Number Nomenclature _____	A2-3
Low Pressure Hose _____	A4
Medium Pressure Hose (Conductive & Non-Conductive) _____	A5-8
Constant Pressure Hose _____	A9-10
High Pressure Hose (Conductive & Non-Conductive) _____	A11-13
Very High Pressure Hose (Conductive & Non-Conductive) _____	A14-15
Twin Line, Tri-Line and Multi-Line Hose _____	A16



Synflex Hose

Part Number Nomenclature

A hose part number is composed of several different elements, all combined to make the final number. The following is a diagram of an example hose part number and the elements that go into creating that number.



The hose size is separated by another dash from the hose length. Hose length is in feet and is immediately followed by the packaging code.

Our example part number shows a Synflex 3130 hydraulic hose in a -04 or 1/4-inch size in a length of 250 feet. BX is the package code for a box or carton.

The hose base number indicates the specific Synflex hose. This is followed by a dash separating the base hose number from the hose size.

Synflex Part Number Cross Reference Chart

Old Part Numbers	New Catalog Part Numbers	Old Part Numbers	New Catalog Part Numbers	Old Part Numbers	New Catalog Part Numbers
N/A	3R30-03	3130-03B	3130-03	N/A	3VE0-06
3R30-03003	3R30-03-250BX	3130-03003	3130-03-250BX	3VE0-06003	3VE0-06-250BX
N/A	3R30-04	3130-04B	3130-04	N/A	3580-04
3R30-04003	3R30-04-250BX	3130-04003	3130-04-250BX	3580-04004	3580-04-250BX
N/A	3R30-06	3770-21333	3130-04-2-250BX	N/A	3580-06
3R30-06003	3R30-06-250BX	3130-05B	3130-05	N/A	3580-06-250BX
N/A	3R30-08	3130-05003	3130-05-250BX	3580-06004	3580-06-500R
3R30-08003	3R30-08-250BX	3130-06B	3130-06	N/A	3580-08
3740-12B	3740-12	3130-06003	3130-06-250BX	N/A	3580-12
3740-12008	3740-12-200BX	3770-21353	3130-06-2-250BX	N/A	25CT-08
3740-16B	3740-16	3130-06005	3130-06-500R	25CT-08003	25CT-08-250BX
37AL03B	37AL-03	3130-08B	3130-08	N/A	30CT-03
37AL03003	37AL-03-250BX	3130-08003	3130-08-250BX	N/A	30CT-04
37AL04B	37AL-04	3770-21363	3130-08-2-250BX	30CT-04003	30CT-04-250BX
37AL04003	37AL-04-250BX	3130-08RL	3130-08-500R	3770-20C33	30CT-04-2-250BX
3770-27A33	37AL-04-2-250BX	3130-12B	3130-12	N/A	30CT-05
37AL04005	37AL-04-500RC	3130-12008	3130-12-200BX	30CT-05003	30CT-05-250BX
37AL05B	37AL-05	3130-16B	3130-16	3770-20C43	30CT-05-2-250BX
37AL05003	37AL-05-250BX	3130-16008	3130-16-200BX	N/A	30CT-06
37AL05005	37AL-05-500RC	N/A	3800-02	30CT-06003	30CT-06-250BX
37AL06B	37AL-06	3800-02003	3800-02-250BX	3770-20C53	30CT-06-2-250BX
37AL06003	37AL-06-250BX	N/A	3800-03	N/A	30CT-08
3770-27A53	37AL-06-2-250BX	3800-03003	3800-03-250BX	30CT-08003	30CT-08-250BX
37AL06005	37AL-06-500RC	N/A	3800-04	3770-20C63	30CT-08-2-250BX
37AL08B	37AL-08	3800-04003	3800-04-250BX	N/A	30CT-10
37AL08003	37AL-08-250BX	N/A	3800-06	30CT-10003	30CT-10-250BX
3770-27A63	37AL-08-2-250BX	3800-06003	3800-06-250BX	3R80-03B	3R80-03
37AL08RL	37AL-08-500RC	N/A	3800-08	3R80-03003	3R80-03-250BX
3E80-03B	3E80-03	3800-08003	3800-08-250BX	3R80-04B	3R80-04
3E80-04B	3E80-04	N/A	3V10-03	3R80-04003	3R80-04-250BX
3E80-04003	3E80-04-250BX	3V10-03003	3V10-03-250BX	3R80-06B	3R80-06
3E80-06B	3E80-06	N/A	3V10-04	3R80-06003	3R80-06-250BX
3E80-06003	3E80-06-250BX	3V10-04003	3V10-04-250BX	3R80-08B	3R80-08
3E80-08B	3E80-08	N/A	3V10-06	3R80-08003	3R80-08-250BX
3E80-08003	3E80-08-250BX	3V10-06003	3V10-06-250BX	3R80-12B	3R80-12
N/A	3E80-12	N/A	3VE0-03	3R80-12006	3R80-12-200BX
N/A	3E80-16	3VE0-03003	3VE0-03-250BX	3R80-16B	3R80-16
3130-02B	3130-02	N/A	3VE0-04	3R80-16008	3R80-16-200BX
3130-02003	3130-02-250BX	3VE0-04003	3VE0-04-250BX		

New Synflex Base Part Number	Recommendations Part Numbers
3130	
37AL	3740 (-12 & -16)
3740	37AL (-03 to -08)
3R80	
3E80	

Synflex Hose

Part Number Nomenclature

Base Hose Number

The base hose number is simply the type of Synflex hose you wish to order. Base hose numbers are found at the top of each page within the hose section of the catalog as well as in the hose specification charts found on each hose page therein.

Hose Size

These are two digits after the base hose number. The hose size code follows industry standards and is the inner diameter of the hose in sixteenths of an inch.

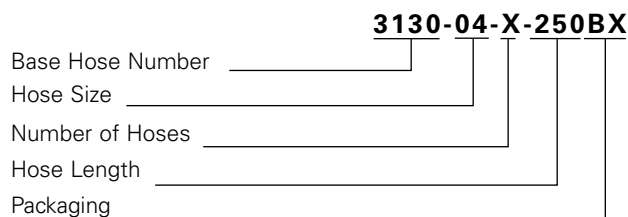
Metric equivalents are found with the hose specification charts on each hose page within the hose section of the catalog.

Hose Size	Hose I.D. in 1/16 Inch
-02	1/8"
-03	3/16"
-04	1/4"
-05	5/16"
-06	3/8"
-08	1/2"
-10	10/16"
-12	3/4"
-16	1"

Twin, Tri, or Multi-Lines

For twin-line, tri-line, and multi-line hose assemblies, referenced nomenclature applies. See page A16 for twin-line hose part numbers that are stock items. Contact your Eaton customer service representative for other variations of the multi-line product offering.

Twin-Line, Tri-Line, and Multi-Line Part Nomenclature



X	Number of Bonded Hoses
2	2 Bonded Hose
3	3 Bonded Hose
4	4 Bonded Hose
5	5 Bonded Hose
6	6 Bonded Hose

Hose Length

The hose length is indicated in feet. Metric equivalents are found in the length section of the hose specification charts. Noted below are the standard length options offered for Eaton Synflex hoses.

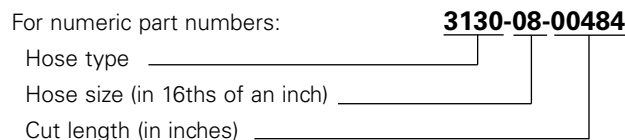
Packaging

Examples of Synflex packaging codes are provided in the chart below along with a description of the hose length and package configurations.

Example P/Ns	Length and Package Options
3130-12-200BX	Exact total footage in one to two pieces packaged in a box with no length less than 20 ft. (200 foot box in -12 and -16 sizes only)
3130-04-250BX	Exact total footage in one to two pieces packaged in a box with no length less than 20 ft.
3130-04-500R	Exact total footage in one to three pieces packaged on a reel with no length less than 50 ft.
37AL-06-500RC	Exact total footage in one continuous piece packaged on a reel. Currently available on select hose styles and sizes.
3130-04	Bulk hose - total order quantity shipped will be ± 15% of the original quantity ordered. Balance of open quantity will be canceled as the order will be considered shipped complete. Minimum order quantity is 30 feet.
3130-04-06000	Standard Eaton cut length part number structure. Example: 06000 = 600 inches; last digit is 1/8 of an inch.

Cut Length Hose

Cut lengths of hose should be ordered as shown below by specifying lengths in inches.

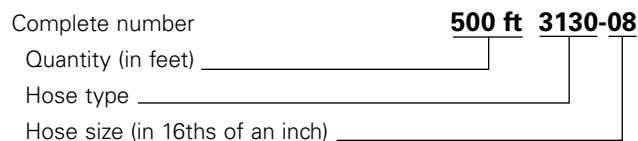


First four digits are in inches and the last digit is in 8ths of an inch: 00484 = 4 ft ½ inches

Note: Length tolerance for hose, assemblies and sleeves is:
 Up to and including 12 inches: ±1/8"
 Above 12 inches to and including 18 inches: ±3/16"
 Above 18 inches to and including 36 inches: ±1/4"
 Above 36 inches: ±1% of length

Bulk Hose

Bulk hose should be ordered by specifying length in feet as shown below.



3R30

Low Pressure

Meets or exceeds SAE 100R3



# Part Number	Hose Size	Hose I.D.			Hose O.D.		Max. Operating Pressure		Burst Pressure		Min. Bend Radius		Weight		Length	
		DN	mm	in	mm	in	bar	psi	bar	psi	mm	in	kg/m	lbs/ft	m	ft
3R30-03	-03	5	4,8	0.19	9,8	0.38	120	1,750	480	7,000	25,0	1.00	0,05	0.04	Bulk	Bulk
3R30-03-250BX	-03	5	4,8	0.19	9,8	0.38	120	1,750	480	7,000	25,0	1.00	0,05	0.04	76,2	250
3R30-04	-04	6	6,4	0.25	12,4	0.49	103	1,500	412	6,000	32,0	1.25	0,08	0.05	Bulk	Bulk
3R30-04-250BX	-04	6	6,4	0.25	12,4	0.49	103	1,500	412	6,000	32,0	1.25	0,08	0.05	76,2	250
3R30-06	-06	10	9,5	0.38	16,2	0.64	86	1,250	344	5,000	51,0	2.00	0,12	0.08	Bulk	Bulk
3R30-06-250BX	-06	10	9,5	0.38	16,2	0.64	86	1,250	344	5,000	51,0	2.00	0,12	0.08	76,2	250
3R30-08	-08	12	12,7	0.50	20,8	0.82	70	1,000	280	4,000	76,0	3.00	0,21	0.14	Bulk	Bulk
3R30-08-250BX	-08	12	12,7	0.50	20,8	0.82	70	1,000	280	4,000	76,0	3.00	0,21	0.14	76,2	250

Construction:**Tube:** Nylon-lined**Reinforcement:**Spiral synthetic fiber
(-03 through -06)Braided synthetic fiber
reinforcement (-08)**Cover:** Black perforated
polyurethane**Operating Parameters:**

Temperature Range

-40°C to +100°C
(-40°F to +212°F)

or

-40°C to +66°C
(-40°F to +150°F)
with water-based, or
fire-resistant, fluidsChange in working length at
working PSI $\pm 2\%$ **Applications:**

- Low-pressure hydraulics (hospital beds)
- Hand tools: air power tools (impact tools, nail guns, staple guns and tire inflation)
- Lubrication systems
- Pressure wash hose
- Cooling mist systems

Features:

- Meets SAE 100R3 specifications
- Low volumetric expansion

Fitting Reference	Page
903	F7-14
90A Stainless	F27

3130

Medium Pressure

Meets or exceeds SAE 100R7



# Part Number	Hose Size	DN	Hose I.D.		Hose O.D.		Max. Operating Pressure		Min. Burst Pressure		Min. Bend Radius		Weight		Length	
			mm	in	mm	in	bar	psi	bar	psi	mm	in	kg/m	lbs/ft	m	ft
3130-02	-02	3	3,2	0.13	8,5	0.34	172	2,500	689	10,000	13,0	0.50	0,04	0.03	Bulk	Bulk
3130-02-250BX	-02	3	3,2	0.13	8,5	0.34	172	2,500	689	10,000	13,0	0.50	0,04	0.03	76,2	250
3130-03	-03	5	4,8	0.19	10,8	0.43	207	3,000	827	12,000	19,0	0.75	0,07	0.05	Bulk	Bulk
3130-03-250BX	-03	5	4,8	0.19	10,8	0.43	207	3,000	827	12,000	19,0	0.75	0,07	0.05	76,2	250
3130-04	-04	6	6,4	0.25	13,0	0.51	207	3,000	759	11,000	32,0	1.25	0,09	0.06	Bulk	Bulk
3130-04-250BX	-04	6	6,4	0.25	13,0	0.51	207	3,000	759	11,000	32,0	1.25	0,09	0.06	76,2	250
3130-04-500R	-04	6	6,4	0.25	13,0	0.51	207	3,000	759	11,000	32,0	1.25	0,09	0.06	152,4	500
3130-05	-05	8	7,9	0.31	15,1	0.59	172	2,500	689	10,000	44,0	1.75	0,12	0.08	Bulk	Bulk
3130-05-250BX	-05	8	7,9	0.31	15,1	0.59	172	2,500	689	10,000	44,0	1.75	0,12	0.08	76,2	250
3130-06	-06	10	9,5	0.38	17,0	0.67	155	2,250	620	9,000	51,0	2.00	0,12	0.08	Bulk	Bulk
3130-06-250BX	-06	10	9,5	0.38	17,0	0.67	155	2,250	620	9,000	51,0	2.00	0,12	0.08	76,2	250
3130-06-500R	-06	10	9,5	0.38	17,0	0.67	155	2,250	620	9,000	51,0	2.00	0,12	0.08	152,4	500
3130-08	-08	12	12,7	0.50	20,7	0.82	138	2,000	620	9,000	76,0	3.00	0,16	0.11	Bulk	Bulk
3130-08-250BX	-08	12	12,7	0.50	20,7	0.82	138	2,000	620	9,000	76,0	3.00	0,16	0.11	76,2	250
3130-08-500R	-08	12	12,7	0.50	20,7	0.82	138	2,000	620	9,000	76,0	3.00	0,16	0.11	152,4	500
3130-12	-12	19	19,1	0.75	27,1	1.07	86	1,250	345	5,000	127,0	5.00	0,27	0.18	Bulk	Bulk
3130-12-200BX	-12	19	19,1	0.75	27,1	1.07	86	1,250	345	5,000	127,0	5.00	0,27	0.18	60,9	200
3130-16	-16	25	25,4	1.00	34,0	1.34	69	1,000	276	4,000	203,0	8.00	0,46	0.31	Bulk	Bulk
3130-16-200BX	-16	25	25,4	1.00	34,0	1.34	69	1,000	276	4,000	203,0	8.00	0,46	0.31	60,9	200

SAE100R7 does not apply to 0.125" size. The Nylon core tube is a single wall and not bonded to the reinforcement.

Construction:

Tube: Nylon-lined

Reinforcement: Spiral or braided synthetic fiber

Cover: Black perforated polyurethane

Operating Parameters:

Temperature Range

-40°C to +100°C
(-40°F to +212°F)

or

-40°C to +66°C
(-40°F to +150°F)
with water-based, or fire-resistant, fluids

Change in working length at working PSI ±2%

Applications:

- General hydraulics
- Material handling
- Forklifts
- Chemical transfer
- Marine steering

Features:

- Meets or exceeds SAE 100R7 specifications
- Low elongation

Fitting Reference	Page
903	F7-14
90A Stainless	F27
9C6 Brass	F24

3740

Medium Pressure Hose, Non-Conductive

Meets or exceeds SAE 100R7



# Part Number	Hose Size	DN	Hose I.D.		Hose O.D.		Max. Operating Pressure		Burst Pressure		Min. Bend Radius		Weight		Length	
			mm	in	mm	in	bar	psi	bar	psi	mm	in	kg/m	lbs/ft	m	ft
3740-12	-12	19	19,0	0.75	27,2	1.07	86	1,250	345	5,000	5,0	127.0	0,29	0.19	Bulk	Bulk
3740-12-200BX	-12	19	19,0	0.75	27,2	1.07	86	1,250	345	5,000	5,0	127.0	0,29	0.19	60,9	200
3740-16	-16	25	25,4	1.00	34,1	1.34	69	1,000	276	4,000	8,0	203.0	0,39	0.26	Bulk	Bulk

Construction:

Tube: Nylon-lined

Reinforcement: Braided synthetic fiber

Cover: Orange non-perforated polyurethane

Operating Parameters:

Temperature Range

-40°C to +100°C
(-40°F to +212°F)

or

-40°C to +60°C
(-40°F to +140°F)
with water-based, or
fire-resistant, fluids

Change in working length at
working PSI ±2%

Applications:

- General hydraulic systems that may contact high voltage sources
- Aerial equipment
- Mobile hydraulics
- Rescue apparatus and tools

Features:

- SAE J517 non-conductive hose construction
- Less than 50 micro-amperes leakage when subjected to 75,000 volts/ft for five minutes

Fitting Reference	Pages
903 (-12)	F7-14
90A Stainless (-12)	F27
9C6 Brass	F24

37AL

Medium Pressure Hose, Non-Conductive

Meets or exceeds SAE 100R7

Meets ANSI 92.2



# Part Number	Hose Size	Hose I.D.		Hose O.D.		Max. Operating Pressure ANSI A92.2 SAE 100R7				Burst Pressure		Min. Bend Radius		Weight		Length		
		DN	mm	in	mm	in	bar	psi	bar	psi	bar	psi	mm	in	kg/m	lbs/ft	m	ft
37AL-03	-03	5	4,8	0.19	10,8	0.43	207	3,000	207	3,000	827	12,000	19,0	0.4	0,07	0.05	Bulk	Bulk
37AL-03-250BX	-03	5	4,8	0.19	10,8	0.43	207	3,000	207	3,000	827	12,000	19,0	0.4	0,07	0.05	76,2	250
37AL-04	-04	6	6,4	0.25	12,3	0.49	207	3,000	190	2,750	759	11,000	32,0	1.3	0,09	0.06	Bulk	Bulk
37AL-04-250BX	-04	6	6,4	0.25	12,3	0.49	207	3,000	190	2,750	759	11,000	32,0	1.3	0,09	0.06	76,2	250
37AL-04-500RC	-04	6	6,4	0.25	12,3	0.49	207	3,000	190	2,750	759	11,000	32,0	1.3	0,09	0.06	152,4	500
37AL-05	-05	8	7,9	0.31	14,7	0.58	207	3,000	172	2,500	689	10,000	44,0	1.8	0,11	0.08	Bulk	Bulk
37AL-05-250BX	-05	8	7,9	0.31	14,7	0.58	207	3,000	172	2,500	689	10,000	44,0	1.8	0,11	0.08	76,2	250
37AL-05-500RC	-05	8	7,9	0.31	14,7	0.58	207	3,000	172	2,500	689	10,000	44,0	1.8	0,11	0.08	152,4	500
37AL-06	-06	10	9,5	0.38	16,1	0.64	207	3,000	155	2,250	620	9,000	51,0	2.0	0,14	0.10	Bulk	Bulk
37AL-06-250BX	-06	10	9,5	0.38	16,1	0.64	207	3,000	155	2,250	620	9,000	51,0	2.0	0,14	0.10	76,2	250
37AL-06-500RC	-06	10	9,5	0.38	16,1	0.64	207	3,000	155	2,250	620	9,000	51,0	2.0	0,14	0.10	152,4	500
37AL-08	-08	12	12,7	0.50	20,7	0.82	207	3,000	155	2,250	620	9,000	76,0	3.0	0,21	0.14	Bulk	Bulk
37AL-08-250BX	-08	12	12,7	0.50	20,7	0.82	207	3,000	155	2,250	620	9,000	76,0	3.0	0,21	0.14	76,2	250
37AL-08-500RC	-08	12	12,7	0.50	20,7	0.82	207	3,000	155	2,250	620	9,000	76,0	3.0	0,21	0.14	152,4	500

Construction:

Tube: Polyester
Reinforcement: Braided synthetic fiber
Cover: Orange, non-perforated, non-stick polyurethane

Operating Parameters:

Temperature Range
 -54°C to +100°C
 (-65°F to +212°F)
 or
 -40°C to +60°C
 (-40°F to +140°F)
 with water-based or fire-resistant fluids
 Change in working length at working PSI ±2%

Applications:

- Electric utility truck
- Hydraulic systems
- Mobile equipment (pickers, utility vehicles)

Features:

- SAE J517 non-conductive hose construction
- Complies with ANSI A92.2 for vehicle-mounted, aerial devices (i.e., AL)
- Less than 50 micro-amperes leakage when subjected to 75,000 volts/ft for five minutes

Fitting Reference	Pages
903	F7-14
90A Stainless	F27

3580

Medium Pressure

Meets or exceeds SAE 100R7 performance
Meets or exceeds SAE 100R1 performance



# Part Number	Hose Size	DN	Hose I.D.		Hose O.D.		Max. Operating Pressure		Burst Pressure		Min. Bend Radius		Weight		Lengths	
			mm	in	mm	in	bar	psi	bar	psi	mm	in	kg/m	lbs/ft	m	ft
3580-04	-04	6	6,4	0.03	12,3	0.49	240	3,500	960	14,000	44,0	1.75	0,15	0.10	Bulk	Bulk
3580-04-250BX	-04	6	6,4	0.03	12,3	0.49	240	3,500	960	14,000	44,0	1.75	0,15	0.10	76,2	250
3580-06	-06	10	9,5	0.38	16,4	0.65	225	3,250	900	13,000	57,0	2.25	0,27	0.18	Bulk	Bulk
3580-06-250BX	-06	10	9,5	0.38	16,4	0.65	225	3,250	900	13,000	57,0	2.25	0,27	0.18	76,2	250
3580-06-500R	-06	10	9,5	0.38	16,4	0.65	225	3,250	900	13,000	57,0	2.25	0,27	0.18	152,4	500
3580-08	-08	12	12,7	0.50	19,4	0.77	207	3,000	828	12,000	83,0	3.25	0,31	0.21	Bulk	Bulk
3580-12	-12	19	19,1	0.75	27,1	1.07	155	2,250	620	9,000	152,0	6.00	0,50	0.34	Bulk	Bulk

Construction:

Tube: Polyester

Reinforcement: Braided, bronze-coated steel wire

Cover: Black non-perforated, polyurethane

Operating Parameters:

Temperature Range

-40°C to +107°C
(-40°F to +225°F)

or

-40°C to +60°C
(-40°F to +140°F)
with water-based, or fire-resistant, fluids

Change in working length at working PSI ±2%

Applications:

- Lubrication systems
- General mobile hydraulics
- Agriculture equipment

Features:

- Meets or exceeds SAE 100R1 and 100R7 performance specifications
- Steel wire reinforcement
- Cut resistant, heavy-duty design
- Crush resistant

Fitting Reference	Page
903	F7-14
90A Stainless	F27

For hose fittings details, please see the fittings section.

25CT

Constant Pressure

Meets or exceeds SAE 100R7



# Part Number	Hose Size	DN	Hose I.D.		Hose O.D.		Max. Operating Pressure		Burst Pressure		Min. Bend Radius		Weight		Length	
			mm	in	mm	in	bar	psi	bar	psi	mm	in	kg/m	lbs/ft	m	ft
25CT-08	-08	12	12,7	0.50	21,1	0.83	172	2,500	689	10,000	76,2	3.00	0,21	0.14	Bulk	Bulk
25CT-08-250BX	-08	12	12,7	0.50	21,1	0.83	172	2,500	689	10,000	76,2	3.00	0,21	0.14	76,2	250

Construction:

Tube: Polyester

Reinforcement: Braided synthetic fiber

Cover: Black perforated, non-stick polyester

Operating Parameters:

Temperature Range

-54°C to +94°C
(-65°F to +200°F)
with water-based, or
fire-resistant, fluids

Change in working length at
working PSI ±2%

Applications:

- Forklifts
- Construction
- General hydraulics
- Chemical and gas transfer
- Agricultural equipment
- Material handling
- Freezer applications
- Machine tools and robotics
- Lubrication equipment
- Portable hydraulic tools

Features:

- Highly flexible, even in cold temperatures

Fitting Reference	Page
903	F7-14
90A	F27

For hose fittings details, please see the fittings section.

30CT

Constant Pressure

Meets or exceeds SAE 100R18



# Part Number	Hose Size	DN	Hose I.D.		Hose O.D.		Max. Operating Pressure		Burst Pressure		Min. Bend Radius		Weight		Length	
			mm	in	mm	in	bar	psi	bar	psi	mm	in	kg/m	lbs/ft	m	ft
30CT-03	-03	5	4,8	0.19	10,7	0.42	210	3,050	840	12,200	25,4	1.00	0,08	0.05	Bulk	Bulk
30CT-04	-04	6	6,4	0.25	12,1	0.48	210	3,050	840	12,200	31,8	1.25	0,09	0.06	Bulk	Bulk
30CT-04-250BX	-04	6	6,4	0.25	12,1	0.48	210	3,050	840	12,200	31,8	1.25	0,09	0.06	76,2	250
30CT-05	-05	8	7,9	0.31	15,5	0.61	210	3,050	840	12,200	38,1	1.50	0,15	0.10	Bulk	Bulk
30CT-05-250BX	-05	8	7,9	0.31	15,5	0.61	210	3,050	840	12,200	38,1	1.50	0,15	0.10	76,2	250
30CT-06	-06	10	9,5	0.38	16,8	0.66	210	3,050	840	12,200	50,8	2.00	0,18	0.12	Bulk	Bulk
30CT-06-250BX	-06	10	9,5	0.38	16,8	0.66	210	3,050	840	12,200	50,8	2.00	0,18	0.12	76,2	250
30CT-08	-08	12	12,7	0.50	21,6	0.85	210	3,050	840	12,200	88,9	3.50	0,25	0.17	Bulk	Bulk
30CT-08-250BX	-08	12	12,7	0.50	21,6	0.85	210	3,050	840	12,200	88,9	3.50	0,25	0.17	76,2	250
30CT-10	-10	16	16,0	0.63	27,0	1.06	210	3,050	840	12,200	101,6	4.00	0,41	0.28	Bulk	Bulk
30CT-10-250BX	-10	16	16,0	0.63	27,0	1.06	210	3,050	840	12,200	101,6	4.00	0,41	0.28	76,2	250

Construction:**Tube:** Polyester**Reinforcement:** Braided synthetic fiber**Cover:** Black perforated, non-stick polyester**Operating Parameters:**

Temperature Range

-54°C to +94°C
(-65°F to +200°F)

or

-54°C to +66°C
(-65°F to +150°F)
with water-based, or
fire-resistant, fluidsChange in working length at
working PSI \pm 2%**Applications:**

- Forklifts
- Construction
- General hydraulics
- Chemical and gas transfer
- Agricultural equipment
- Material handling
- Freezer applications
- Machines tools and robotics
- Lubrication equipment
- Portable hydraulic tools

Features:

- Highly flexible, even in cold temperatures
- Small outside diameter
- Lightweight, yet rugged construction

Fitting Reference	Page
903	F7-14
90A Stainless	F27
90N (-10)	F22

For hose fittings details, please see the fittings section.

3R80

High Pressure

Meets or exceeds SAE 100R8



# Part Number	Hose Size	DN	Hose I.D.		Hose O.D.		Max. Operating Pressure		Burst Pressure		Min. Bend Radius		Weight		Length	
			mm	in	mm	in	bar	psi	bar	psi	mm	in	kg/m	lbs/ft	m	ft
3R80-03	-03	5	4,8	0.19	13,1	0.52	350	5,100	1,400	20,400	38,0	1.50	0,11	0.08	Bulk	Bulk
3R80-03-250BX	-03	5	4,8	0.19	13,1	0.52	350	5,100	1,400	20,400	38,0	1.50	0,11	0.08	76,2	250
3R80-04	-04	6	6,4	0.25	15,9	0.63	350	5,100	1,400	20,400	51,0	2.00	0,18	0.12	Bulk	Bulk
3R80-04-250BX	-04	6	6,4	0.25	15,9	0.63	350	5,100	1,400	20,400	51,0	2.00	0,18	0.12	76,2	250
3R80-06	-06	10	9,5	0.38	19,4	0.77	280	4,050	1,120	16,200	64,0	2.50	0,22	0.15	Bulk	Bulk
3R80-06-250BX	-06	10	9,5	0.38	19,4	0.77	280	4,050	1,120	16,200	64,0	2.50	0,22	0.15	76,2	250
3R80-08	-08	12	12,7	0.50	22,7	0.90	245	3,550	980	14,200	102,0	4.00	0,28	0.19	Bulk	Bulk
3R80-08-250BX	-08	12	12,7	0.50	22,7	0.90	245	3,550	980	14,200	102,0	4.00	0,28	0.19	76,2	250
3R80-12	-12	19	19,1	0.75	28,9	1.14	157	2,300	628	9,200	165,0	6.50	0,38	0.26	Bulk	Bulk
3R80-12-200BX	-12	19	19,1	0.75	28,9	1.14	157	2,300	628	9,200	165,0	6.50	0,38	0.26	60,9	200
3R80-16	-16	25	25,4	1.00	37,3	1.47	140	2,050	560	8,200	254,0	10.00	0,57	0.39	Bulk	Bulk
3R80-16-200BX	-16	25	25,4	1.00	37,3	1.47	140	2,050	560	8,200	254,0	10.00	0,57	0.39	60,9	200

Construction:

Tube: Nylon

Reinforcement: Braided, synthetic fiber

Cover: Black perforated polyurethane

Operating Parameters:

Temperature Range
-40°C to +100°C
(-40°F to +212°F)

or

-40°C to +66°C
(-40°F to +150°F)
with water-based, or
fire-resistant, fluids

Change in working length at
working PSI $\pm 2\%$

Applications:

- General hydraulic systems
- Hydraulic tools
- Mobile equipment
- High-pressure chemical transfer

Fitting Reference	Page
90H (-03 to -12)	F15-21
336 'E' (-03 to -12)	G2-5
90L Stainless (-03 to -12)	F28
TTC w/sleeve (-06 to -16)	E3-22
Z Series w/sleeve (-06 to -16)	G25-44

For hose fittings details, please see the fittings section.

3E80

High Pressure, Non-Conductive

Meets or exceeds SAE 100R8



# Part Number	Hose Size	DN	Hose I.D.		Hose O.D.		Max. Operating Pressure		Burst Pressure		Min. Bend Radius		Weight		Length	
			mm	in	mm	in	bar	psi	bar	psi	mm	in	kg/m	lbs/ft	m	ft
3E80-03	-03	5	4,8	0.19	13,1	0.52	350	5,100	1,400	20,400	38,0	1.50	0,11	0.08	Bulk	Bulk
3E80-04	-04	6	6,4	0.25	15,9	0.63	350	5,100	1,400	20,400	51,0	2.00	0,18	0.12	Bulk	Bulk
3E80-04-250BX	-04	6	6,4	0.25	15,9	0.63	350	5,100	1,400	20,400	51,0	2.00	0,18	0.12	76,2	250
3E80-06	-06	10	9,5	0.38	19,4	0.77	280	4,050	1,120	16,200	64,0	2.50	0,22	0.15	Bulk	Bulk
3E80-06-250BX	-06	10	9,5	0.38	19,4	0.77	280	4,050	1,120	16,200	64,0	2.50	0,22	0.15	76,2	250
3E80-08	-08	12	12,7	0.50	22,7	0.90	245	3,550	980	14,200	102,0	4.00	0,28	0.19	Bulk	Bulk
3E80-08-250BX	-08	12	12,7	0.50	22,7	0.90	245	3,550	980	14,200	102,0	4.00	0,28	0.19	76,2	250
3E80-12‡	-12	19	19,1	0.75	28,9	1.14	157	2,300	628	9,200	165,0	6.50	0,38	0.26	Bulk	Bulk
3E80-16‡	-16	25	25,4	1.00	37,3	1.47	140	2,050	560	8,200	254,0	10.00	0,57	0.39	Bulk	Bulk

‡Run to order (RTO) hose. Contact your Eaton customer service representative for details.

Construction:

Tube: Nylon

Reinforcement: Braided synthetic fiber

Cover: Orange, non-perforated polyurethane

Operating Parameters:

Temperature Range

-40°C to +100°C
(-40°F to +212°F)

or

-40°C to +66°C
(-40°F to +150°F)
with water-based, or
fire-resistant, fluids

Change in working length at
working PSI $\pm 2\%$

Applications:

- General hydraulic systems that may contact high voltage sources
- Aerial equipment
- Mobile machinery
- Rescue tools

Features:

- SAE J517 non-conductive hose construction
- Less than 50 micro-amperes leakage when subjected to 75,000 volts/ft for five minutes

Fitting Reference	Page
90H (-03 to -12)	F15-21
336 'E' (-03 to -12)	G2-5
90L Stainless (-03 to -12)	F28
TTC w/sleeve (-06 to -16)	E3-22
Z Series w/sleeve (-06 to -16)	G25-44

For hose fittings details, please see the fittings section.

3800

High Pressure

Meets SAE 100R8 performance



# Part Number	Hose Size	DN	Hose I.D.		Hose O.D.		Max. Operating Pressure		Burst Pressure		Min. Bend Radius		Weight		Length	
			mm	in	mm	in	bar	psi	bar	psi	mm	in	kg/m	lbs/ft	m	ft
3800-02	-02	3	3,2	0.13	8,5	0.34	413	6,000	1,655	24,000	20,0	0.81	0,04	0.03	Bulk	Bulk
3800-02-250BX	-02	3	3,2	0.13	8,5	0.34	413	6,000	1,655	24,000	20,0	0.81	0,04	0.03	76,2	250
3800-03	-03	5	4,8	0.19	11,0	0.43	345	5,000	1,379	20,000	38,0	1.50	0,09	0.06	Bulk	Bulk
3800-03-250BX	-03	5	4,8	0.19	11,0	0.43	345	5,000	1,379	20,000	38,0	1.50	0,09	0.06	76,2	250
3800-04	-04	6	6,4	0.25	13,5	0.53	345	5,000	1,379	20,000	51,0	2.00	0,12	0.08	Bulk	Bulk
3800-04-250BX	-04	6	6,4	0.25	13,5	0.53	345	5,000	1,379	20,000	51,0	2.00	0,12	0.08	76,2	250
3800-06	-06	10	9,5	0.38	16,9	0.67	276	4,000	1,103	16,000	64,0	2.50	0,16	0.11	Bulk	Bulk
3800-06-250BX	-06	10	9,5	0.38	16,9	0.67	276	4,000	1,103	16,000	64,0	2.50	0,16	0.11	76,2	250
3800-08	-08	12	12,7	0.50	21,3	0.84	240	3,500	965	14,000	102,0	4.00	0,22	0.15	Bulk	Bulk
3800-08-250BX	-08	12	12,7	0.50	21,3	0.84	240	3,500	965	14,000	102,0	4.00	0,22	0.15	76,2	250

Construction:

Tube: Nylon

Reinforcement: Braided, high-tensile aramid fiber

Cover: Black, perforated polyurethane

Operating Parameters:

Temperature Range

-40°C to +100°C
(-40°F to +212°F)

or

-40°C to +66°C
(-40°F to +150°F)
with water-based, or
fire-resistant, fluids

Change in working length at
working PSI $\pm 2\%$

Applications:

- General hydraulics
- Machine tools
- Mobile equipment
- Agricultural equipment
- Marine steering

Features:

- 100R8 performance with 100R7 dimensions for fitting versatility
- Low volumetric expansion

Fitting Reference	Page
903 (-03 to -08)	F7-14
90A Stainless (-03 to -08)	F27
98E* (-02)	*

For hose fittings details, please see the fittings section.

* For 98E fitting specifications, please contact your Eaton customer service representative.

3V10

Very High Pressure



# Part Number	Hose Size	Hose I.D.		Hose O.D.		Max. Operating Pressure		Burst Pressure		Min. Bend Radius		Weight		Length		
		DN	mm	in	mm	in	bar	psi	bar	psi	mm	in	kg/m	lbs/ft	m	ft
3V10-03	-03	5	4,8	0.19	13,2	0.52	689	10,000	2,758	40,000	38,0	1.50	0,11	0.08	Bulk	Bulk
3V10-03-250BX	-03	5	4,8	0.19	13,2	0.52	689	10,000	2,758	40,000	38,0	1.50	0,11	0.08	76,2	250
3V10-04	-04	6	6,4	0.25	15,1	0.60	689	10,000	2,758	40,000	64,0	2.50	0,16	0.11	Bulk	Bulk
3V10-04-250BX	-04	6	6,4	0.25	15,1	0.60	689	10,000	2,758	40,000	64,0	2.50	0,16	0.11	76,2	250
3V10-06	-06	10	9,5	0.38	19,8	0.78	552	8,000	2,205	32,000	76,0	3.00	0,23	0.16	Bulk	Bulk
3V10-06-250BX	-06	10	9,5	0.38	19,8	0.78	552	8,000	2,205	32,000	76,0	3.00	0,23	0.16	76,2	250

Construction:

Tube: Nylon-lined

Reinforcement: Spiral, high-tensile aramid fiber

Cover: Black, perforated polyurethane

Operating Parameters:

Temperature Range

-40°C to +66°C
(-40°F to +150° F)

Change in working length at working PSI ±2%

Applications:

- High-pressure hydraulic tools
- Rescue equipment and tools
- High-pressure test equipment

Features:

- Compact size
- Lightweight
- Low elongation



3V10 Hose Assembly Includes:

- 3V10 hose
- 90V permanent steel fitting
- 45J0 hose guard
- Warning tag

Fitting Reference	Page
90V	F23
9CV Stainless	F29

For hose fittings details, please see the fittings section.

3VE0

Very High Pressure, Non-Conductive



# Part Number	Hose Size	DN	Hose I.D.		Hose O.D.		Max. Operating Pressure		Burst Pressure		Min. Bend Radius		Weight		Length	
			mm	in	mm	in	bar	psi	bar	psi	mm	in	kg/m	lbs/ft	m	ft
3VE0-03	-03	5	4,8	0.19	13,2	0.52	689	10,000	2,758	40,000	38,0	1.50	0,11	0.08	Bulk	Bulk
3VE0-03-250BX	-03	5	4,8	0.19	13,2	0.52	689	10,000	2,758	40,000	38,0	1.50	0,11	0.08	76,2	250
3VE0-04	-04	6	6,4	0.25	15,1	0.60	689	10,000	2,758	40,000	64,0	2.50	0,16	0.11	Bulk	Bulk
3VE0-04-250BX	-04	6	6,4	0.25	15,1	0.60	689	10,000	2,758	40,000	64,0	2.50	0,16	0.11	76,2	250
3VE0-06	-06	10	9,5	0.38	19,8	0.78	551	8,000	2,206	32,000	76,0	3.00	0,23	0.16	Bulk	Bulk
3VE0-06-250BX	-06	10	9,5	0.38	19,8	0.78	551	8,000	2,206	32,000	76,0	3.00	0,23	0.16	76,2	250

Construction:

Tube: Nylon-lined

Reinforcement: Spiral high-tensile aramid fiber

Cover: Orange, non-perforated polyurethane

Operating Parameters:

Temperature Range
-40°C to +66°C
(-40°F to +150°F)

Change in working length at working PSI ±2%

Applications:

- General hydraulic systems that may contact high voltage sources
- Rescue equipment and tools
- Mobile machinery
- Aerial equipment

Features:

- SAE J517 non-conductive hose construction. Less than 50 micro-amperes leakage when subjected to 75,000 volts/ft for five minutes
- Compact size
- Low elongation



3VE0 Hose Assembly

Includes:

- 3VE0 hose
- 90V permanent steel fitting
- 45J0 hose guard
- Warning tag

Fitting Reference	Page
90V	F23
9CV Stainless	F29

For hose fittings details, please see the fittings section.

3130, 37AL and 30CT

Twin-Line, Tri-Line, Multi-Line

3130 Medium Pressure Hose

Meets or exceeds SAE 100R7 specifications



# Part Number	Hose Series	Number of Hose	Nominal I.D.		Length	
			mm	in	m	ft
3130-04-2-250BX*	3130-04	2	6,3	0.25	76,2	250
3130-05-2-250BX*	3130-05	2	7,9	0.31	76,2	250
3130-06-2-250BX*	3130-06	2	9,7	0.38	76,2	250
3130-08-2-250BX*	3130-08	2	12,7	0.50	76,2	250

* 3130 Twin-Line hose is a stock item. Other 3130 multi-line hoses are built to order. See 3130 series hose on page A5 for specification details. Please contact Eaton customer service for twin-line, tri-line, and multi-line configuration options.

37AL Medium Pressure Hose (Non-Conductive)

Meets or exceeds SAE 100R7 specifications

Meets with ANSI A92.2 for vehicle-mounted aerial devices



# Part Number	Hose Series	Number of Hose	Nominal I.D.		Length	
			mm	in	m	ft
37AL-04-2-250BX*	37AL-04	2	6,3	0.25	76,2	250
37AL-06-2-250BX*	37AL-06	2	9,7	0.38	76,2	250
37AL-08-2-250BX*	37AL-08	2	12,7	0.50	76,2	250

* 37AL Twin-Line hose is a stock item. Other 37AL multi-line hoses are built to order. See 37AL series hose on page A7 for specification details. Please contact Eaton customer service for twin-line, tri-line, and multi-line configuration options.

30CT Constant Pressure Hose

Meets or exceeds SAE 100R18 specifications



# Part Number	Hose Series	Number of Hose	Nominal I.D.		Length	
			mm	in	m	ft
30CT-04-2-250BX*	30CT-04	2	6,3	0.25	76,2	250
30CT-05-2-250BX*	30CT-05	2	7,9	0.31	76,2	250
30CT-06-2-250BX*	30CT-06	2	9,7	0.38	76,2	250
30CT-08-2-250BX*	30CT-08	2	12,7	0.50	76,2	250

* 30CT Twin-Line hose is a stock item. Other 30CT multi-line hoses are built to order. See 30CT series hose on page A10 for specification details. Please contact Eaton customer service for twin-line, tri-line, and multi-line configuration options.

Twin-Line and multi-line hose separating tool and instructions are located on pages H8 and H21-23.

Air & Water Hose

General Purpose Air and Water Hose _____	B2
Pure Water Hose _____	B3
Moisture-Lok Hose _____	B4
Breathing Air Hose _____	B5
Compressed Natural Gas Hose _____	B6

Tubing

Nylon Tubing _____	B7
--------------------	----

Sewer Hose

Sewer Hose _____	B8-9
------------------	------



GENERAL
INFORMATION

HYDRAULIC
HOSE

AIR & WATER HOSE
& TUBING

TRUCK
HOSE

AERQUIP/POLYON
FITTINGS

AERQUIP/TTC
FITTINGS

SYNFLEX
FITTINGS

WEATHERHEAD
(U & Z SERIES)
FITTINGS

ASSEMBLY
EQUIPMENT &
INFORMATION

TECHNICAL
DATA

3630

General Purpose
Air and Water Hose



# Part Number	Hose Size	Hose I.D.		Hose O.D.		Max. Operating Pressure				Min. Bend Radius		Weight		Color	Length		
		DN				@21°C	@70°F	@66°C	@150°F	mm	in	kg/m	lbs/ft		m	ft	
			mm	in	mm	in	bar	psi	bar	psi							
3630-03GY-500RC	-03	5	4,8	0.19	10,1	0.40	20	300	17	250	11.0	0.43	0,06	0.04	Gray	152,4	500
3630-04GY-500RC	-04	6	6,4	0.25	12,4	0.49	20	300	17	250	16.0	0.63	0,09	0.06	Gray	152,4	500
3630-04RD-500RC	-04	6	6,4	0.25	12,4	0.49	20	300	17	250	16.0	0.63	0,09	0.06	Red	152,4	500
3630-04YW-500RC	-04	6	6,4	0.25	12,4	0.49	20	300	17	250	16.0	0.63	0,09	0.06	Yellow	152,4	500
3630-04BU-500RC	-04	6	6,4	0.25	12,4	0.49	20	300	17	250	16.0	0.63	0,09	0.06	Blue	152,4	500
3630-04BK-500RC	-04	6	6,4	0.25	12,4	0.49	20	300	17	250	16.0	0.63	0,09	0.06	Black	152,4	500
3630-06GY-500RC	-06	10	9,5	0.37	16,2	0.64	20	300	17	250	22.0	0.87	0,14	0.09	Gray	152,4	500
3630-06RD-500RC	-06	10	9,5	0.37	16,2	0.64	20	300	17	250	22.0	0.87	0,14	0.09	Red	152,4	500
3630-06YW-500RC	-06	10	9,5	0.37	16,2	0.64	20	300	17	250	22.0	0.87	0,14	0.09	Yellow	152,4	500
3630-06BU-500RC	-06	10	9,5	0.37	16,2	0.64	20	300	17	250	22.0	0.87	0,14	0.09	Blue	152,4	500
3630-08‡	-08	12	12,7	0.50	20,1	0.79	20	300	17	250	32.0	1.25	0,20	0.13	--	--	--

* Reel packaged part numbers listed.

‡ Run-to-order hose. Contact your Eaton representative for details.

Construction:

Tube: Polyvinylchloride (PVC)

Reinforcement: Spiral synthetic fiber

Cover: Perforated polyvinylchloride (PVC)

Operating Parameters:

Temperature Range

-23°C to +66°C
(-10°F to +150°F)

or

-23°C to 54°C
(-10°F to 130°F)

with 390C brass fittings

Applications:

- Air power tools (impact tools, nail guns, stapler guns, tire inflation)
- Pneumatic motion control
- Industrial water supply line

Features:

- Standard colors: gray, red, blue, yellow or black
- Excellent abrasion and impact resistance
- Lightweight
- 4:1 burst to working pressure safety factor
- Long life over rubber hose

Fitting Reference	Pages
903	F7-14
90A Stainless	F27
90H (-16)	F15-21
390C**	F25-26
90L Stainless (-16)	F28

For hose fittings details, please see the fittings section.

**For brass fitting availability, swage and die information see hose fitting selection chart on pages F2-6.

34PW

Pure Water Hose



# Part Number	Hose Size	Hose I.D.		Hose O.D.		Max. Operating Pressure		Burst Pressure		Min. Bend Radius		Weight		Length		
		DN	mm	in	mm	in	bar	psi	bar	psi	mm	in	kg/m	lbs/ft	m	ft
34PW-04-250BX	-04	6	6,4	0.25	13,2	0.52	190	2,750	758	11,000	32,0	1.25	0,09	0.06	76,2	250
34PW-06-250BX	-06	10	9,5	0.38	16,6	0.66	155	2,250	620	9,000	51,0	2.00	0,13	0.09	76,2	250
34PW-08-250BX	-08	12	12,7	0.50	20,6	0.81	138	2,000	552	8,000	76,0	3.00	0,24	0.16	76,2	250
34PW-12-250BX	-12	19	19,0	0.75	29,0	1.14	103	1,500	414	6,000	127,0	5.00	0,36	0.24	76,2	250
34PW-16-250BX	-16	25	25,4	1.00	37,0	1.46	103	1,500	414	6,000	203,0	8.00	0,55	0.37	76,2	250

Note: Always use accepted cleaning practices to clean finished hose assembly before use.

Construction:

Tube: Polyolefin

Reinforcement: Synthetic fiber

Cover: Blue, non-perforated polyurethane

Operating Parameters:

Temperature Range

-23°C to +66°C
(-10°F to +150°F)

Applications:

- Pure water transfer
- Deionized water
- Distilled water
- Potable water
- Food products

Features:

- Made with NSF approved materials
- Core tube is free of plasticizers
- Prevents moisture transmission, extraction of contaminants
- Long lengths available

Agency Listings:

U.S. Navy
(MIL-STD-767A Ships)
NSF-51 and NSF-61 Certified

Fitting Reference	Pages
90A Stainless	F27
90L Stainless (-12 & -16)	F28

For hose fittings details, please see the fittings section.

3440

Moisture-Lok Hose



# Part Number	Hose Size	DN	Hose I.D.		Hose O.D.		Max. Operating Pressure		Burst Pressure		Min. Bend Radius		Weight		Length	
			mm	in	mm	in	bar	psi	bar	psi	mm	in	kg/m	lbs/ft	m	ft
3440-04-250BX	-04	6	6,4	0.25	13,2	0.52	190	2,750	758	11,000	32,0	1.25	0,09	0.06	76,2	250
3440-06-250BX	-06	10	9,5	0.38	16,6	0.66	155	2,250	620	9,000	51,0	2.00	0,13	0.09	76,2	250
3440-08-250BX	-08	12	12,7	0.50	20,6	0.81	138	2,000	552	8,000	76,0	3.00	0,18	0.12	76,2	250
3440-12-250BX	-12	19	19,0	0.75	29,0	1.14	103	1,500	414	6,000	127,0	5.00	0,36	0.24	76,2	250
3440-16-250BX	-16	25	25,4	1.00	37,0	1.46	103	1,500	414	6,000	203,0	8.00	0,55	0.37	76,2	250

Note: Always use accepted cleaning practices to clean finished hose assembly before use.

Construction:

Tube: Polyolefin

Reinforcement: Synthetic fiber

Cover: Perforated polyurethane

Operating Parameters:

Temperature Range

-23°C to +66°C

(-10°F to +150°F)

Applications:

- Conveying urethane foam components
- Moisture sensitive chemicals

Features:

- High moisture barrier core tube
- No plasticizers in the core tube
- UV resistant cover
- Custom colors available

Fitting Reference	Pages
903	F7-14
90A Stainless	F27
90H (-12 & -16)	F15-21
90L Stainless (-12 & -16)	F28

For hose fittings details, please see the fittings section.

34BA

Breathing Air Hose



# Part Number	Hose Size DN	Hose I.D.		Hose O.D.		Max. Operating Pressure		Burst Pressure		Min. Bend Radius		Weight		Length		
		mm	in	mm	in	bar	psi	bar	psi	mm	in	kg/m	lbs/ft	m	ft	
34BA-06-300BX	-06	10	9,5	0.38	17,7	0.70	17	250	69	1000	38,0	1.50	0.20	0.13	91,4	300

Construction:

Tube: Polyester lined

Reinforcement: Synthetic fiber

Cover: Yellow perforated polyvinylchloride (PVC)

Agency Listings:

Meets MIL-H-2815 off-gassing requirements

Operating Parameters:

Temperature Range

-26°C to +66°C
(-15°F to +150°F)

Applications:

- Self-contained rescue air tanks
- Breathing air lines for asbestos removal
- Sand blasting breathing apparatus

Features:

- Bright, safety-yellow cover
- Light weight, kink-resistance design
- Clean, non-contaminating thermoplastic core tube
- Abrasion resistant cover

Fitting Reference	Pages
90L Stainless	F28

For hose fittings details, please see the fittings section.

35NG

Compressed Natural Gas (CNG) Hose



# Part Number	Hose Size	DN	Hose I.D.		Hose O.D.		Max. Operating Pressure		Burst Pressure		Min. Bend Radius		Weight		Lengths	
			mm	in	mm	in	bar	psi	bar	psi	mm	in	kg/m	lbs/ft	m	ft
35NG-03-250BX	-03	5	5,2	0.19	13,0	0.51	345	5,000	1,379	20,000	38,0	1.50	0,12	0.08	76,2	250
35NG-04-250BX	-04	6	6,4	0.25	16,0	0.63	345	5,000	1,379	20,000	51,0	2.00	0,16	0.11	76,2	250
3GNG-06-250BX	-06	10	9,7	0.38	19,5	0.77	345	5,000	1,379	20,000	102,0	4.00	0,22	0.15	76,2	250
35NG-08-250BX	-08	12	12,8	0.50	22,5	0.89	345	5,000	1,379	20,000	140,0	5.50	0,31	0.21	76,2	250

Construction:

Tube: Nylon

Reinforcement: Synthetic fiber

Cover: Black perforated polyurethane

Agency Listings:

AGA approved and listed
ANSI/IAS NGV 4.2 and CSA
12.52 compliant for dispensing systems

Conforms to appropriate sections of NFPA 52

Operating Parameters:

Temperature Range

-40C to +66°C
(-40F to +150°F)

Applications:

- CNG refueling dispensers
- CNG transfer lines
- High-pressure CNG lines

Features:

- Dissipates static electricity
- Low volumetric expansion
- UV resistant cover
- Twin-line designs available with vent hose
- Designed for electrically conductive fittings

Fitting Reference

Pages

90H

F15-21

For hose fittings details, please see the fittings section.

4212/4225

N2 Nylon Tubing



#		Tube Size	DN	Tube I.D.		Tube O.D.		Wall Thickness		Burst Pressure		Min. Bend Radius		Weight		Lengths*	
Part Number				mm	in	mm	in	mm	in	@ 23.9°C	@ 75°F	mm	in	kg/m	lbs/ft	m	ft
black	natural																
4212-21603	4225-21603	-02	3	2,4	0.09	3,2	0.13	0,4	0.02	69	1,000	12,7	0.50	0,4	0.25	304,8	1,000
4212-23103	4225-23103	-02	3	1,6	0.06	3,2	0.13	0,8	0.03	138	2,000	6,4	0.25	0,6	0.41	304,8	1,000
4212-32503	4225-32503	-03	5	3,5	0.14	4,8	0.19	0,6	0.03	69	1,000	16,0	0.63	0,9	0.57	304,8	1,000
4212-34603	4224-34603	-03	5	2,4	0.10	4,8	0.19	1,2	0.05	138	2,000	11,0	0.44	1,4	0.92	304,8	1,000
4212-43503	4225-43503	-04	6	4,6	0.18	6,4	0.25	0,9	0.04	69	1,000	22,0	0.89	1,6	1.06	228,6	750
4212-44003	4225-44003	-04	6	4,3	0.17	6,4	0.25	1,0	0.04	78	1,135	10,3	0.81	1,8	1.19	228,6	750
4212-46203	4225-46203	-04	6	3,2	0.13	6,4	0.25	1,6	0.06	138	2,000	12,7	0.50	2,5	1.65	228,6	750
4212-54003	4225-54003	-05	8	5,9	0.23	7,9	0.31	1,0	0.04	69	1,000	28,0	1.13	2,3	1.54	228,6	750
4212-65003	4225-65003	-06	10	7,0	0.28	9,5	0.38	1,3	0.05	69	1,000	28,0	1.13	3,4	2.30	228,6	750
4212-69303	4225-69303	-06	10	4,8	0.19	9,5	0.38	2,4	0.09	138	2,000	19,0	0.75	5,5	3.71	228,6	750
4212-81243	4225-81243	-08	12	6,4	0.25	12,7	0.50	3,1	0.12	138	2,000	25,4	1.00	9,8	6.59	152,4	500
4212-86203	4225-86203	-08	12	9,5	0.38	12,7	0.50	1,6	0.06	69	1,000	32,0	1.25	5,7	3.84	152,4	500

*Available lengths consist of 76,2 m (250 ft) continuous reels. Example: 4212-21603 consists of four 76,2 m (250 ft) reels equating to (1000 ft).

Construction:

Tube: Heat and light stabilized Nylon 11 or Nylon 12 resin

Operating Parameters:

Temperature Range
-40°C to +93°C
(-40°F to +200°F)

Applications:

- Low-pressure hydraulic
- Chemical transfer service
- Pneumatic systems

Features:

- Premium quality flexible tubing
- High dimensional stability
- Low moisture absorption
- Chemical resistant
- UV and ozone resistant
- Light weight